

Millsboro Police Department



Community – Integrity – Honor - Courage

John K. Murphy, Chief of Police

2009 ANNUAL REPORT



An Internationally Accredited Police Agency

Introduction

The 2009 annual report catalogues the activities of the Millsboro Police Department. In 2009 the Millsboro Police Department scheduled an on-site with C.A.L.E.A. During this on-site the Millsboro Police Department was able to achieve a recommendation to receive full accreditation. In August of 2009 the Millsboro Police Department attended the C.A.L.E.A conference in Hampton Virginia to receive this prestigious award.

Documented within this report you will find agency statistics on enforcement statistics, public safety services, and other items of interest related to our Police Department.



Mission of the Millsboro Police Department

The mission of the Millsboro Police Department is to improve the quality of life throughout the Town of Millsboro by striving to provide a secure community environment through the delivery of police services in an efficient manner. To accomplish this mission, there must be a joint effort of cooperation and understanding between the police and residents of the Town of Millsboro.

The cornerstone of this undertaking between the police and the community is mutual respect and trust. Every effort must be made, and no opportunity overlooked, to fortify this police-community bond. Each officer will strive to ensure that all citizens view the Millsboro Police Department as an essential part of the community, and not as an organization outside or estranged from it. A good relationship with the community is the sum total of positive interaction between police officers in the performance of their duties and individual members of the community.

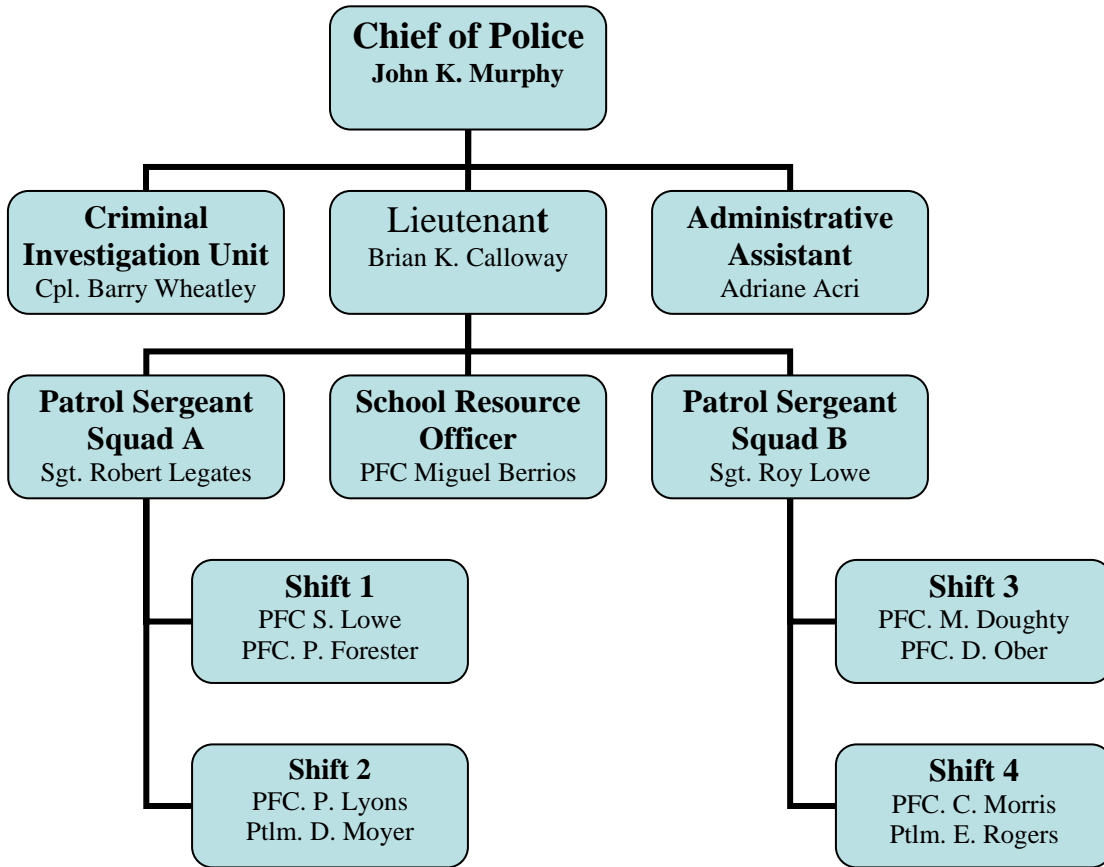
A citizen's perception of the department is largely impacted, if not completely determined by, the attitudes and performance of its officers. Therefore, the fundamental philosophy of the department is to incorporate and maintain a community-oriented police department which is dedicated to improving the quality of life for residents of the Town of Millsboro.

Table of Contents

| | |
|----------------------------------------|-------|
| Introduction..... | 2 |
| Mission Statement..... | 3 |
| Enforcement Section Organization | 5-6 |
| Personnel: | |
| New Hires | 8 |
| Promotions | 8 |
| New Assignments | 8 |
| Retirements | 8 |
| Awards | 8 |
| Internal Affairs Stats | 9 |
| Training | 10-11 |
| Special Projects | 12-13 |
| Reports/Complaints | 14-17 |
| Traffic Arrests | 18-20 |
| Traffic Accidents | 21-25 |
| Criminal Arrests | 26-28 |
| Citizen Survey Results..... | 29-33 |

Enforcement Section Organizational Chart

Enforcement Section Organizational Chart



Personnel

New Hires

Ptln. Evan Rogers was hired in November of 2008, and he graduated in March 2009. In 2009 there were no additional hires within the Department.

Promotions

In 2009, Robert Legates was promoted from the rank of Corporal to the rank of Sergeant. Sgt. Robert Legates is currently supervises squad “A”. Sgt. Legates is also the team leader for the Department’s Directed Action Response Team. (D.A.R.T.)

New Assignments

In 2009, Cpl. Barry Wheatley was transferred from the Detective position, and he is currently assigned to patrol, on “B” shift. . In October of 2009, Officer Forester replaced Cpl. Wheatley in the Criminal Investigation Unit as Detective.

In September of 2009, Pfc. Berrios returned to the Millsboro Middle School as acting School Resource Officer. Pfc. Berrios has been assigned to the SRO program and also the Community Resource Officer.

Retirements

There were no retirements in 2009.

Awards

In March of 2009, Ptln. Evan Rogers graduated from the Delaware State Police Academy and received the Outstanding Municipal Recruit Award.

In August of 2009, the Millsboro Police Department received full Law Enforcement Accreditation from the Commission on the Accreditation of Law Enforcement Agencies (C.A.L.E.A), in Hampton Virginia.

Millsboro Police Department

Internal Affairs Summary Report

Report Period: 01/01/2009 to 12/31/09

| | |
|--------------------------------------|---|
| Cases Pending from 2008: | 0 |
| Cases received from 2009: | 2 |
| Cases Changed to Lesser Charges: | 1 |
| Dispositions - Sustained (Criminal): | 0 |
| Sustained (Non-Criminal): | 1 |
| Not Sustained: | 0 |
| Exonerated: | 1 |
| Unfounded: | 0 |
| Dropped: | 0 |
| Policy Dropped: | 0 |
| Cases Pending at the end of 2009: | 0 |

Training

During the year of 2009 Millsboro Officers attended training courses ranging from small group in-service training to out of state specialized training courses. All Millsboro Officers were able to receive the amount of training needed to maintain their police certification.

Training Course Attended by Millsboro Officers in 2009:

Sex Offender Registry Training
Fraudulent Document Training
Pedophile Investigations
Ground Fighting
Drug Investigations
Narcotics / Detective Entry Team Course
DUI Conference
Basic Tactical Team Training
Major Case Management
Emergency Vehicle Operations Collision Avoidance
Problem Oriented Policing
Flash Bang and Impact Munitions Recertification
80 hr DEA Training
Youth Crimes
Auto Theft Investigations
Basic Police Motorcycle Training
Cultural Diversity
Criminal Investigation Basic Course
CALEA Conference
Gang Conference
Pursuit Policy Development
Law Enforcement Fitness Specialist Coordinator Training
Response to Bioterrorism Incidents
Certified Instructors Course
Officer Survival Training
Penn. State Leadership Training
Ethical Decision Making in Law Enforcement
Glock Armour

Special Projects

Special Enforcement Functions

In 2009, The Millsboro Police Department participated in several various special duty assignments. These special enforcement assignments varied from Seat belt Enforcement (Click it or Ticket), Child Safety Seat check points, D.U.I saturation patrols, and check points. The following is a list of arrests from these special duty assignments

2009

1. Seat Belt Tickets Issued – 135
2. Booster Seat Tickets Issued – 17
3. D.U.I Check Point Arrests – 7
4. D.U.I. Saturation Patrol Arrests – 3

2008

1. Seat Belt Tickets Issued - 99
2. Booster Seat Tickets Issued - 7
3. D.U.I. Check Point Arrests - 5
4. D.U.I. Saturation Patrol Arrests-0

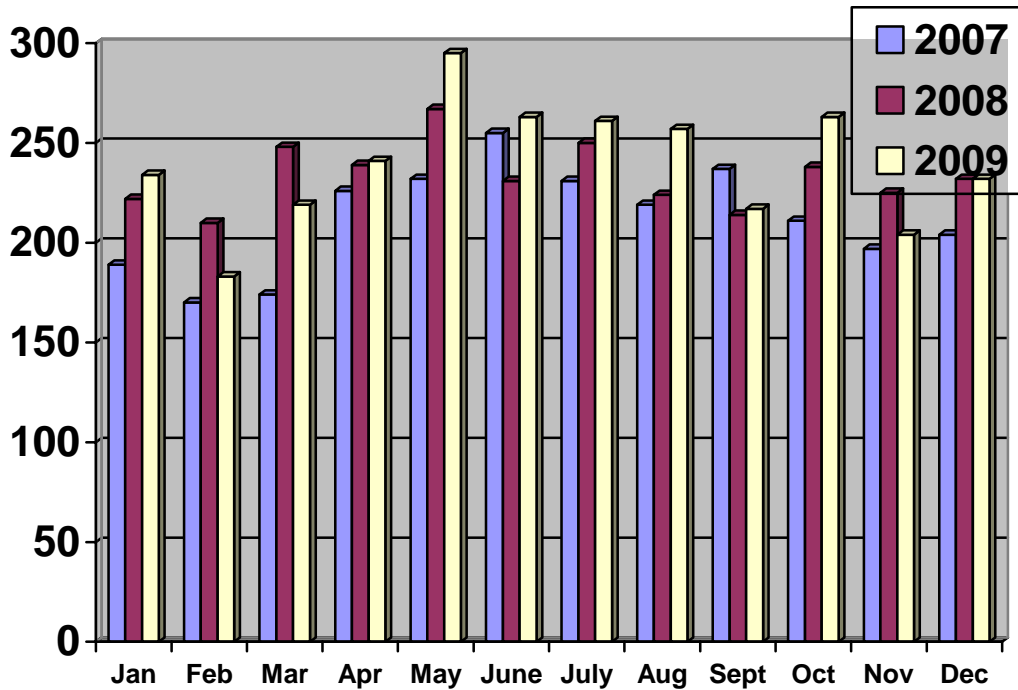
Community Service Projects

In 2009, the Millsboro Police Department and the Millsboro Chamber of Commerce participated in a Halloween Night Out. During this event the Millsboro Police Department and the Chamber of Commerce handed out candy, refreshments, and public safety information. Approx. 300 people attended this event.

In 2010, the Millsboro Police Department anticipates on having the fourth Citizen Police Academy. This program is designed to inform community members on the function of a Police Department.

Reports/Complaints 2008 -2009

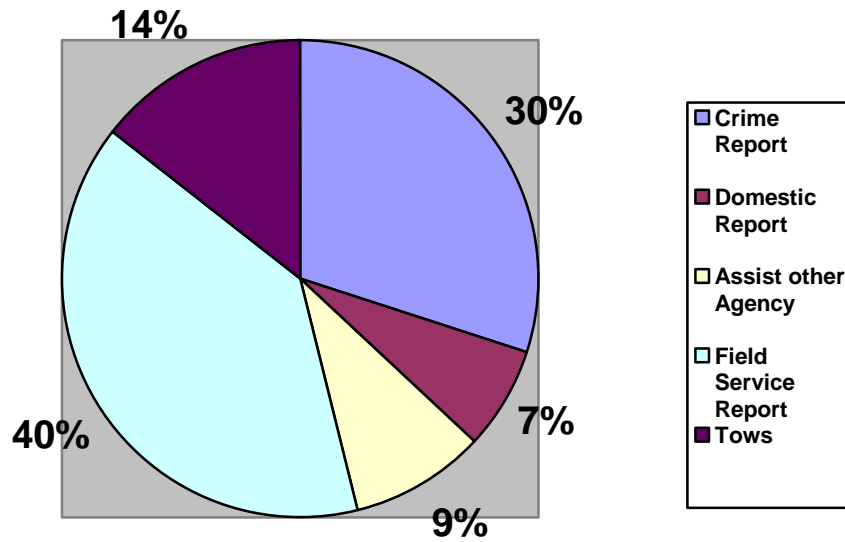
Reports/Complaints 2008 -2009



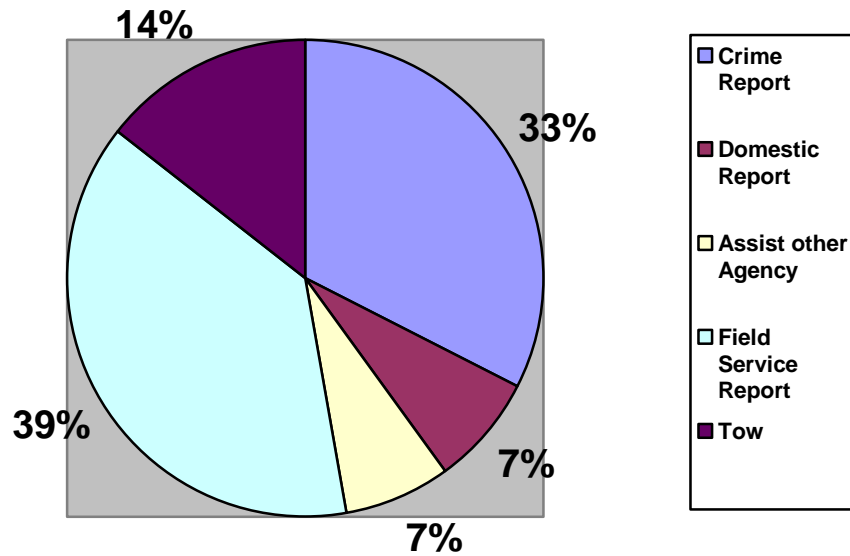
Report / Complaint Totals

- 1. 2545 – Total Complaints 2007**
- 2. 2791 – Total Complaints 2008**
- 3. 2868 – Total Complaints 2009**

2008 Complaints/ Reports



2009 Complaints/ Reports



| 2009 DEPARTMENT TOTALS BY MONTH | | | | | | | | | | | | | | | | | | | | | | |
|---------------------------------|-------------|-------------|------------|------------|------------|-------------|-------------|-------------|-------------|------------|------------|-------------|-------------|-----------|------------|------------|------------|------------|------------|-----------|------------|--------------|
| MONTH | SHIFTS | COM. | C/R | DIR | A.O.A. | CFS | FSR | TRF | SPEED | DMV | S.D. | L&R | OTH. | DUI | WRN | ARR | 29P | TOW | ACC-PD | ACC-PI | BC | MILE |
| JANUARY | 143 | 234 | 66 | 21 | 16 | 19 | 87 | 313 | 89 | 36 | 15 | 119 | 59 | 8 | 79 | 46 | 30 | 31 | 20 | 1 | 49 | 6633 |
| FEBRUARY | 129 | 183 | 66 | 19 | 11 | 12 | 59 | 354 | 95 | 39 | 0 | 140 | 73 | 6 | 86 | 85 | 22 | 23 | 13 | 0 | 37 | 6477 |
| MARCH | 125 | 219 | 62 | 14 | 24 | 24 | 78 | 460 | 82 | 39 | 14 | 208 | 121 | 10 | 77 | 178 | 20 | 32 | 19 | 0 | 29 | 5453 |
| APRIL | 145 | 241 | 85 | 8 | 10 | 18 | 85 | 655 | 127 | 38 | 20 | 300 | 178 | 12 | 91 | 107 | 33 | 45 | 20 | 1 | 29 | 6510 |
| MAY | 141 | 295 | 88 | 30 | 23 | 36 | 104 | 608 | 120 | 92 | 93 | 205 | 182 | 9 | 65 | 87 | 32 | 55 | 23 | 2 | 25 | 5748 |
| JUNE | 123 | 262 | 91 | 15 | 24 | 88 | 97 | 544 | 111 | 53 | 0 | 225 | 142 | 7 | 34 | 125 | 48 | 53 | 18 | 2 | 31 | 5505 |
| JULY | 119 | 261 | 84 | 17 | 14 | 125 | 96 | 437 | 62 | 88 | 7 | 168 | 110 | 7 | 92 | 28 | 47 | 38 | 27 | 1 | 31 | 6058 |
| AUGUST | 131 | 257 | 87 | 21 | 12 | 204 | 99 | 423 | 136 | 44 | 55 | 118 | 103 | 7 | 73 | 72 | 23 | 25 | 25 | 1 | 26 | 6736 |
| SEPTEMBER | 142 | 217 | 80 | 15 | 25 | 142 | 64 | 552 | 102 | 52 | 148 | 168 | 195 | 13 | 81 | 118 | 26 | 34 | 19 | 1 | 36 | 6149 |
| OCTOBER | 145 | 263 | 72 | 19 | 15 | 480 | 116 | 400 | 112 | 30 | 40 | 158 | 100 | 8 | 70 | 91 | 24 | 33 | 17 | 1 | 28 | 6268 |
| NOVEMBER | 134 | 204 | 62 | 15 | 20 | 679 | 82 | 272 | 69 | 16 | 28 | 110 | 69 | 5 | 65 | 29 | 26 | 16 | 9 | 1 | 25 | 5787 |
| DECEMBER | 130 | 232 | 58 | 15 | 14 | 585 | 117 | 206 | 52 | 15 | 18 | 98 | 42 | 5 | 68 | 25 | 17 | 22 | 17 | 1 | 51 | 5501 |
| TOTALS | 1607 | 2868 | 901 | 209 | 208 | 2412 | 1084 | 5224 | 1157 | 542 | 438 | 2017 | 1374 | 97 | 881 | 991 | 348 | 407 | 227 | 12 | 397 | 72825 |

C/R - Crime Reports

DIR- Domestic Incident Reports

A.O.A - Assist Other Agency

CFS- Calls For Service

FSR- Field Service Report

TRF- Traffic

DMV- Dangerous Moving Violations

S.D.- Special Duty Violations

L&R- License & Registration Violations

Oth. - Other Types Of Violations

WRN- Warnings

ARR- Criminal Arrests

29P - Local Fugitives

Tow- Towed Vehicles

ACC- Traffic Accidents Property Damage

ACC- Traffic Accidents Personal Injury

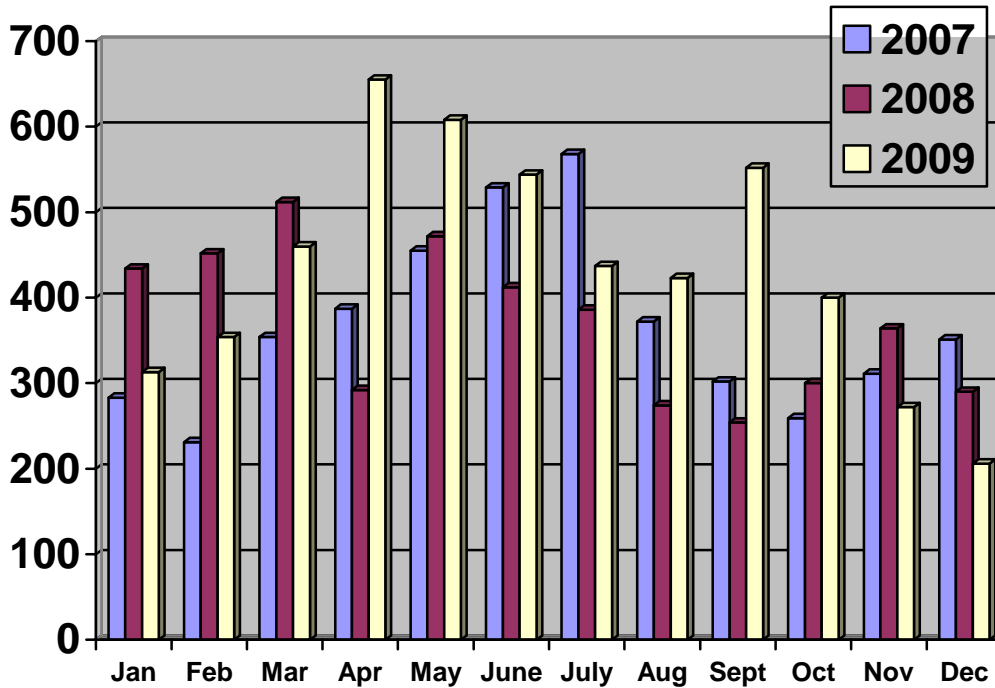
PC- Property Checks

BC- Business Checks

Mile- Mileage of Patrol Vehicles

Traffic Arrests 2007 – 2009

Traffic Arrests 2007 – 2009



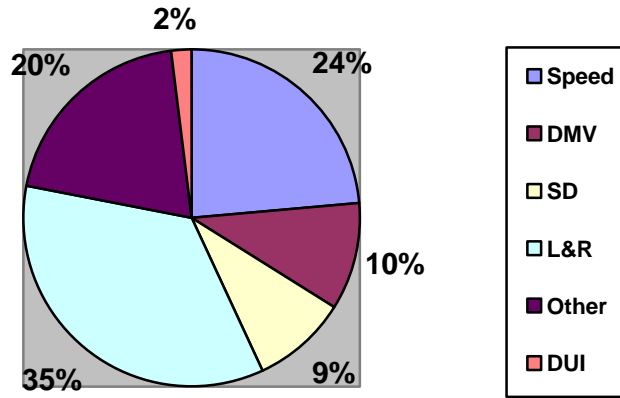
Traffic Arrest Totals 2007 -2009

4402 – Traffic Arrests 2007

4442 – Traffic Arrests 2008

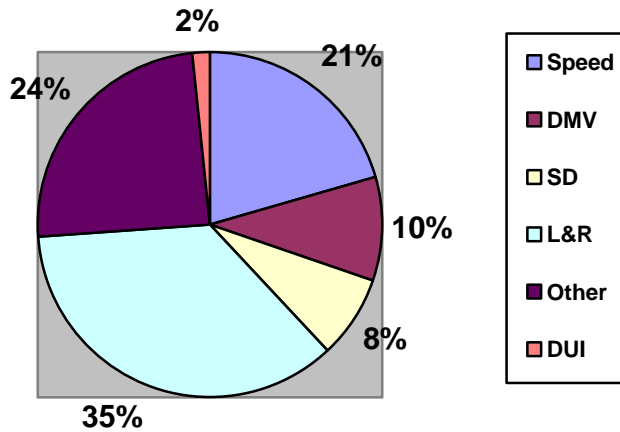
5224 – Traffic Arrests 2009

2009 Annual Report



2008 Traffic Arrests

1. Speed Arrests -1053 (25%)
2. Dangerous Moving Violations - 454 (10 %)
3. Special Duty Traffic Arrests – 403 (9 %)
4. License and Registration Arrest – 1565 (36%)
5. Other traffic Arrests (Seatbelts etc) – 900 (20 %)
6. Driving under the Influence – 82 (2 %)

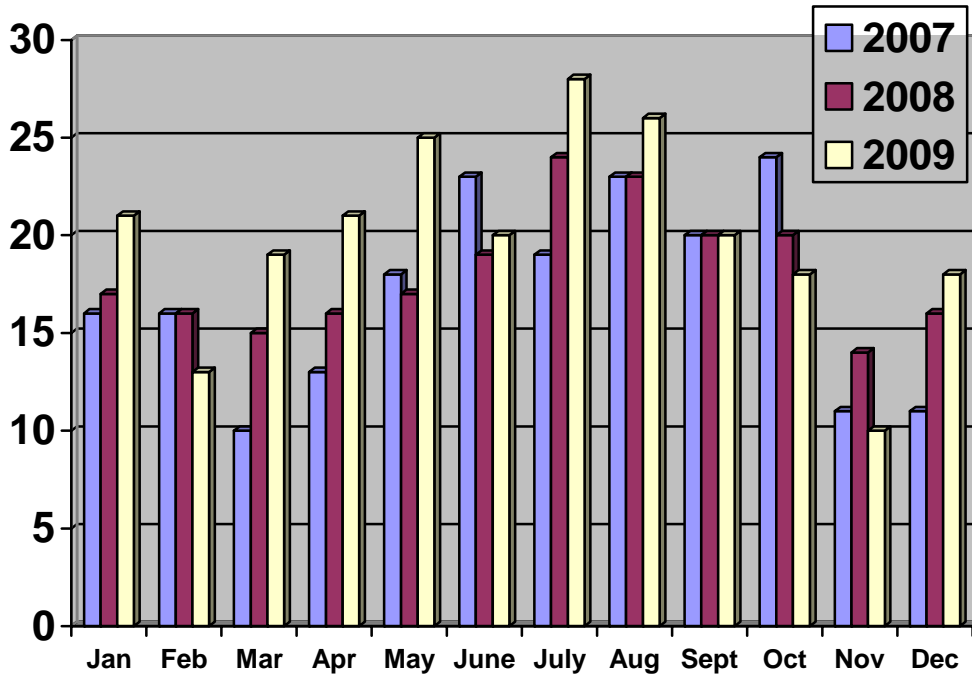


2009 Traffic Arrests

1. Speed Arrests – 1157 (21%)
2. Dangerous Moving Violations - 542 (10 %)
3. Special Duty Traffic Arrests – 438 (8 %)
4. License and Registration Arrest –2017 (35%)
5. Other traffic Arrests (Seatbelts etc)– 1374 (24 %)
6. Driving under the Influence –97 (2 %)

Traffic Accidents 2007 – 2009

Traffic Accidents 2007 – 2009

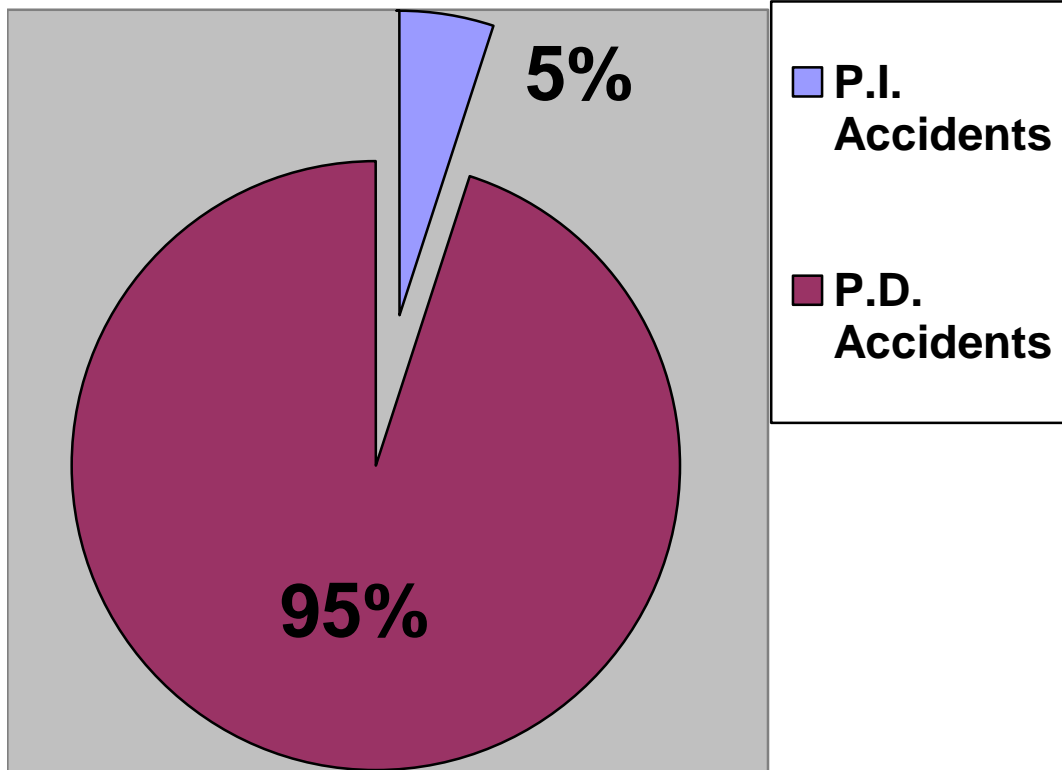


Accident Totals

1. **204** – Total Accidents 2007
2. **217** - Total Accidents 2008
3. **239** - Total Accidents 2009

No Fatal Accidents reported in 2007-2009

Traffic Accidents 2009



Accident Totals 2009

1. 239 - Total Accidents 2008
 - a. 227 Property Damage Accidents
 - b. 12 - Personal Injury Accidents
 - c. 0 – Fatal Accidents

2009 Annual Report

| 2009 Roadway Accident Locations | | | |
|---------------------------------|----|------------------------------------|---|
| Morris St. - Church St. | 1 | Main St. - Johnson Alley | 2 |
| Mitchell St. Old Landing Rd | 4 | Washington St. - State St. | 6 |
| Washington St. - Monroe St. | 2 | US 113 - Wharton St | 3 |
| US 113 - Sr. 24 | 33 | US 113 - Industrial Blvd | 1 |
| 113 - Radish Rd. Cr 338 | 22 | Wilson Hwy - Rail Road Ave | 3 |
| Laurel Rd. - Plantation Lakes | 1 | Old Landing Rd. - Union St. | 1 |
| Monroe St. - Delaware Ave. | 2 | US 113 - Hardess Cross over | 1 |
| US 113 - Monroe St | 1 | Pine St | 1 |
| US 113 - Houston St. | 2 | Main St. - Monroe St. | 2 |
| Delaware Ave. - Laurel Rd. | 2 | Mitchell St. - Village of Millwood | 1 |
| Main St. Rail Road Ave | 3 | Main St. - Truitt Alley | 1 |
| Mitchell St. Industrial Blvd. | 2 | US 113 - Del. National Bank | 1 |
| US 113 - Delaware Ave | 10 | 220 River Dr. | 1 |
| US 113 - First St. | 4 | Main St. - State St. | 2 |
| Church St | 1 | Iron Branch Rd. - 1st Street | 1 |
| US 113 - Old Landing Rd | 13 | Union St. | 1 |
| E. State St. | 5 | Monroe St. | 1 |
| Mitchell St. | 1 | State St. - Wilson Hwy | 1 |
| W. State St. | 1 | Main St. - Church St. | 1 |
| Hickory Hill Rd. | 1 | State St. - Old Landing Rd | 1 |
| Monroe St. - Wilson Hwy | 1 | Washington St. | 3 |
| Washington St. - Church St. | 1 | Old Landing Rd. - Delaware Ave. | 1 |

| | |
|--------|-----------------------|
| Red | 11- or More Accidents |
| Orange | 5-10 Accidents |
| Green | 1-4 Accidents |

151 Total Roadway Accidents

2009 Annual Report

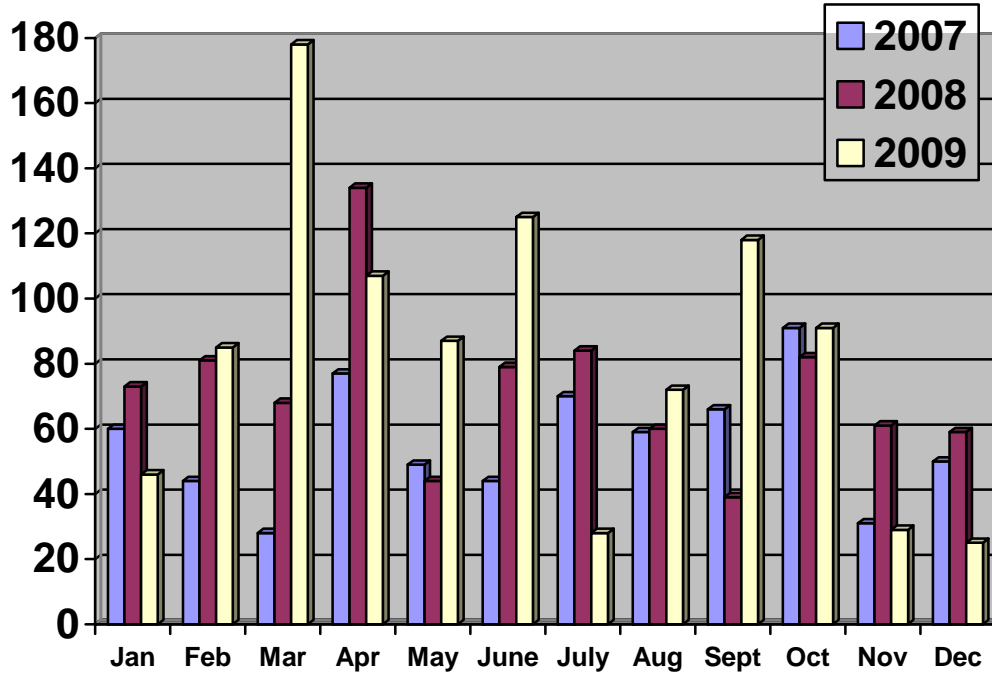
| 2009 Parking Lot Accident Locations | | | |
|-------------------------------------|----|-------------------------|---|
| Happy Harrys | 5 | PNC Bank | 1 |
| Corner Store | 3 | Mill Chase | 1 |
| Christian Store | 1 | Millsboro Lanes | 2 |
| Mcdonalds | 5 | Millsboro Little League | 1 |
| Millsboro Town Square | 9 | Arbys | 1 |
| Brandywine Apts | 1 | Wilmington Trust | 1 |
| Wawa | 20 | Post Office | 1 |
| Family Dollar | 2 | Houston Acres | 1 |
| Old Landing Apts | 3 | Atlantic Shores Rehab | 2 |
| Cash Advance | 1 | Jackson Hewitt | 1 |
| M&T Bank | 1 | Royce Mini Mall | 2 |
| Quiznos | 1 | SandRidge Court | 1 |
| Village of Millwood | 1 | Nicoles Court | 1 |
| Dunkin Donuts | 3 | | |
| Peninsula Crossing | 8 | | |
| Mid Sussex Shopping Center | 6 | | |

| | |
|--------|-----------------------|
| Red | 11- or More Accidents |
| Orange | 5-10 Accidents |
| Green | 1-4 Accidents |

88 Total Parking Lot Accidents

Criminal Arrests 2007-2009

Criminal Arrests 2007-2009



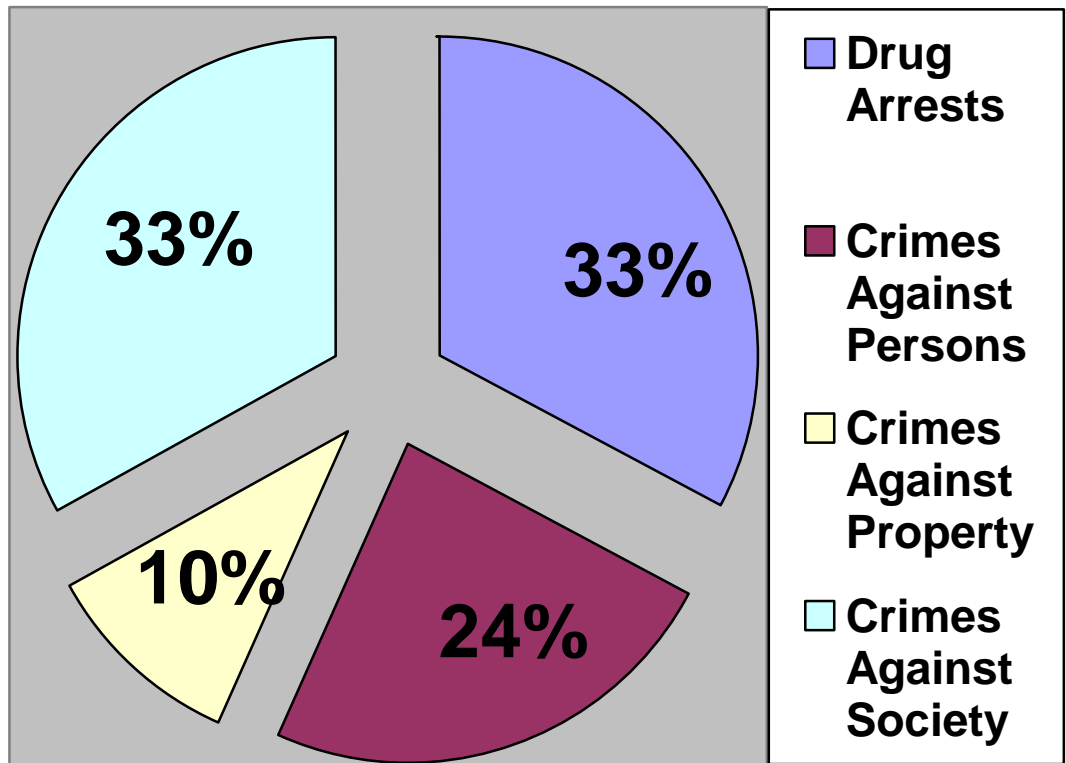
Criminal Arrest Totals

2007 – Total Criminal Arrests – 669

2008 – Total Criminal Arrests – 864

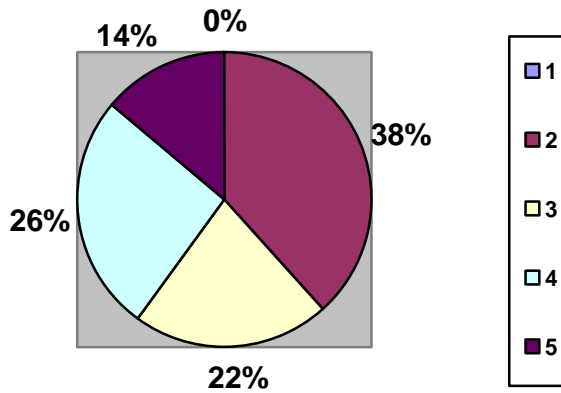
2009 – Total Criminal Arrests - 991

Criminal Arrests 2009



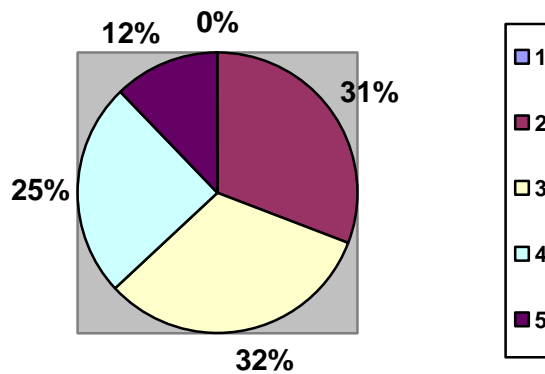
Citizen Survey Results 2009

The Citizen Survey is a list of questions designed to compile information on community perceptions of the Department and its Officers. These questions are found on the Department's web site at www.millsboropd.com. . Once a survey is completed, it is then sent to Lt. Brian K. Calloway who compiles all information, and a quarterly report is given to the Chief of Police with the results of completed surveys. This survey has been posted on the Departmental web site since June of 2008. This section of the annual report lists the questions which are on the survey, and it also lists the answers given.



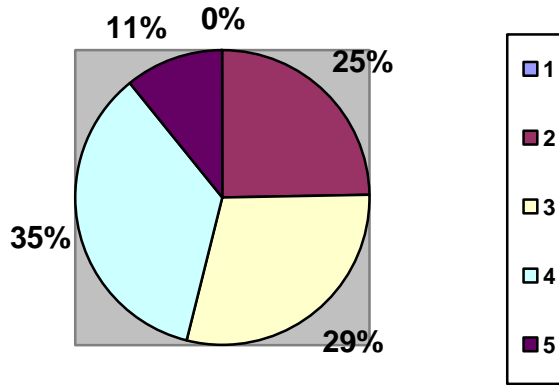
1. How would you rate your experience with the Millsboro Police Department's overall performance?

- 5- Very Professional – 14%
- 4 – Above Average – 26%
- 3 – Average – 22%
- 2- Below Average - 38%
- 1- Very Poor - 0%



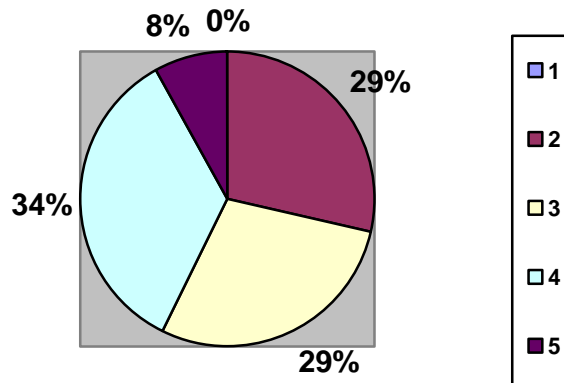
2. How would you rate the overall competence of Officers within the Millsboro Police Department?

- 5- Very Professional – 12%
- 4 – Above Average – 25 %
- 3 – Average – 32 %
- 2- Below Average – 31%
- 1- Very Poor – 0%



3. How would you rate citizen's perception of attitudes and behavior of the Millsboro Police Department Officers?

- 5- Very Professional – 11%
- 4 – Above Average – 35%
- 3 – Average – 29%
- 2- Below Average – 25%
- 1- Very Poor – 0%



4. How would you rate community concern over safety and security within the Millsboro Police Department service area?

- 5- Very Professional – 8%
- 4 – Above Average – 34%
- 3 – Average – 29%
- 2- Below Average – 29%
- 1- Very Poor - 0%

Results of 65 Surveys completed from January through December 2009